

**4th Half Yearly Monitoring Reports of RIE, Mysore, Karnataka,
on MDM for the State of Karnataka for the period of
1st May 2012 to 31st October, 2012**

Prof. C.G.Venkatesha Murthy
Nodal Officer, & Coordinator
Dharwad

Dr.Asha K.V.D.Kamath
Asst. Professor & Coordinator
Madhugiri

Dr. T.V. Somashekar
Asst.Professor & Coordinator
Chikkodi



Regional Institute of Education, (NCERT)
Manasagangotri
Mysore
2012

Contents

	Page No.
General Information	03
Coordinators and Field investigators	06
Proceedings of report presentations	07
Executive Summary of III Districts'	08
MDM Reports & Tables of III Districts'	
1. Dharwad District:	
<i>Report</i>	18
<i>Tables</i>	23
<i>Annexure</i>	32
2. Madhugiri District:	
<i>Report</i>	34
<i>Tables</i>	46
<i>Annexure</i>	53
3. Chikkodi District:	
<i>Report</i>	55
<i>Tables</i>	60
<i>Annexure</i>	67

General Information

NO	Information	Details			
1	Period of the report	1 st May 2012 to 31 st October 2012			
2	No, of Districts allotted	Three			
3	District' name	1, Dharwad			
		2. Madhugiri			
		3 Chikkodi			
4	Month of visit to the District/ Schools (Information is to be given district wise i,e District 1, District 2, District 3 etc)				
4.1	District 1. (Name of the District):	1, Dharwad			
	Date of visit to schools in district: F I	2/7/2012 to 2/9/2012			
	M O	16/8/2012 to 23/8/2012			
4.2	District 2. (Name of the District):	2. Madhugiri			
	Date of visit to schools in district: F I	2/7/2012 to 2/9/2012			
	M O	6/8/2012 to 14/8/2012			
4.3	District 3. (Name of the District):	3 Chikkodi			
	Date of visit to schools in district: F I	2/7/2012 to 2/9/2012			
	M O	5/11/2012 to 10/11/2012			
5	Total number of the elementary school (primary and upper primary to be counted separately) in the District Covered by MI (Information is to be given district wise I,e District 1, District 2, District 3 ect)	District	LPS	UPS	Total
		1. Dharwad	339	810	1149
		2. Madhugiri	812	637	1449
		3 Chikkodi	805	1055	1860
6	Number of elementary schools monitored (primary and upper primary to be counted separately) Information is to be given district wise I,e District 1, District 2, District 3 ect)		Dharwad	Madhugiri	Chikkodi
		LPS	19	21	15
		UPS	19	18	23
		KGBV	02	01	02
		Total	40	40	40

7	Types of school visited		
a)	Special training center (Residential)	(a) Dharwad	0
		(b) Madhugiri	0
		(c) Chikkodi	0
b)	Special training center (Non Residential)	(a) Dharwad	0
		(b) Madhugiri	0
		(c) Chikkodi	0
c)	School in Urban Areas	(a) Dharwad	7
		(b) Madhugiri	8
		(c) Chikkodi	8
d)	School sanctioned with civil work	(a) Dharwad	6
		(b) Madhugiri	5
		(c) Chikkodi	8
e)	School from NPEGEL Blocks	(a) Dharwad	3
		(b) Madhugiri	4
		(c) Chikkodi	2
f)	School having CWSN	(a) Dharwad	4
		(b) Madhugiri	6
		(c) Chikkodi	6
g)	School covered under CAL Programme	(a) Dharwad	4
		(b) Madhugiri	4
		(c) Chikkodi	8
h)	KGBVs	(a) Dharwad	2
		(b) Madhugiri	1
		(c) Chikkodi	2
i)	Gender Gap	(a) Dharwad	4
		(b) Madhugiri	0
		(c) Chikkodi	0

j)	Only SC schools	(a) Dharwad	4
		(b) Madhugiri	5
		(c) Chikkodi	3
k)	Only ST schools	(a) Dharwad	3
		(b) Madhugiri	6
		(c) Chikkodi	3
l)	Only Flood	(a) Dharwad	1
		(b) Madhugiri	0
		(c) Chikkodi	0
m)	Drop out	(a) Dharwad	1
		(b) Madhugiri	0
		(c) Chikkodi	0
8	Number of school visited by Nodal Officer of the Monitoring Institute	(a) Dharwad	8
		(b) Madhugiri	16
		(c) Chikkodi	15
9	Whether the draft report has been shared with the SPO: YES/NO	Yes	
10	After submission of the draft to the SPO whether the MI has received any comments from the SPO: YES/NO	Yes	
11	Before sending the report to the GIO whether the MI has shared the report with SPO: YES/NO	Yes	

Coordinators and Field Investigators

No	Coordinator		Field Investigator	Blocks Covered
1	Prof. C.G.Venkatesha Murthy Dharwad	1	Sri Mahadevaswamy	Dharwad
		2	Sri Mahesh H.S	kalgatagi
2	Dr. Asha Kamath, V.D. Madhugiri	1	Sri Gangadar	Madhugiri Koratagere
		2	Sri Nagendra.M	Pavagada Sira
3	Dr. T.V.Somashekhar Chikkodi	1	Sri Hanumaiah.C	Chikkodi Hukkari
		2	Sri Shivanna.K	Athani Gokak
			Mrs M.S Anitha	Computer Assistance

Proceedings of the meeting of the presentation of district reports with the state

As per the schedule, the monitoring reports of the three districts of Dharwad, Madhugiri and Chickodi were presented on the 20th of November 2012 at the office of the State Project Director, Karnataka Bangalore under the Chairpersonship of the State Project Director, Karnataka. It was attended by the DDPI's of all the three districts, DIET Principals of all the three districts, Dy PCs, APCs, and the midday meal team comprising the Joint Director of Mid-day meals in Karnataka, his office staff, and that the district officers of the midday meal programme.

In the forenoon, issues related to the SSA were discussed at length based on the reports presented by the monitoring institution. The State Project Director was present for the whole presentation and took immediate corrective steps by way of directing the district officials to look into the issues and to bring about systemic changes to the extent possible. The entire discussion was very useful.

In the afternoon, issues related to the midday meal were discussed at length based on the reports presented by the monitoring institution. The Joint Director of the midday meal noted the salient features of the report and discussed with the district implementing agency to ensure that the quality of the midday meal programme should be upheld and enhanced further.

After the presentations, the districts took about a week's time to give their views and feedback on the monitoring reports presented by the monitoring institution. Based on the feedback and observations the monitoring institution incorporated them in their reports under the heading 'the district says.....'. At the end of every section of the report, the district's view on the observations of the monitoring institution is presented in the report.

Executive Summary of Dharwad, Madhugiri & Chikkodi Districts' MDM report

Sl No	Intervention & sub activity	Districts	Strengths	Weaknesses
1	11.1 Regularity in serving the meal	Dharwad	(1) All schools are serving the hot cooked meal daily. (2) There was no interruption in the MDM during the current academic year.	(1) The food is not cooked in the school as it gets supplied from the centralised kitchen. (2) The food gets delivered at different points of time ranging from 1/2 hour to two hours before the lunch time.
		Madhugiri	(1) MDM is highly regular	(1) One of the schools did not supply MDM for 14 days
		Chikkodi	(1) All the schools are serving <i>hot cooked meals daily</i> (2) In 55% of the schools the food is cooked in the school itself. (3) 40% of school receives food from near by school and 5% of the school receives food from centralized kitchen.	(1) <i>In 5% of schools, there were interruptions in MDM during the current academic year</i>
	11.2 Trends- extent of variations as per school	Dharwad	(1) All children have opted for availing midday meal as per the register. (2) All children have availed midday meal as per the MDM register.	

records		(3) As per the headcount also the same number was confirmed by the monitoring team.	
	Madhugiri	(1) There is no difference in the number of children who avail MDM as per MDM Register and the children who actually avail.	
	Chikkodi	(1) 7024 children have enrolled for availing MDM (2) On the day of visit, as per MDM register is 6168 children were availing MDM while as per head count also 6168 students availed MDM on the day of visit. The extent of variation noticed is 0% .	
11.3 Regularity in delivering the food grains to the school level	Dharwad	Not applicable as supplied by ISKON	
	Madhugiri	(1) Food grains are delivered regularly at the spot in 97% of the schools. (2) Quality of food grains is good in 92% of the schools.	(1) In 8% of the schools quantity of food grains is not as per the weight indicated.
	Chikkodi	(1) 61% of schools received the food grains regularly and they have buffer stock of one month, the food grain is delivered at the school itself and they receive good quality food grains.	(1) 58% of schools do not receive the food grains as per the marked/ indicated weight. (2) In 45% of schools food grain is not delivered at school (3) 39% of school say that quality of food grain is not good.

11.4 Regularity in delivering cooking cost to the school level	Dharwad	Not applicable as supplied by ISKON	
	Madhugiri	(1)Cooking cost is received in time in 64% Of the schools. (2) Cooking cost is paid through Banks in all the schools.	(1) The delay in payment of cooking cost is for about three months due to non release of amount from ZP.
	Chikkodi	(1)All the schools have received the cooking cost in advance regularly and it is through bank	(1) 38% of schools have not received the cooking cost in advance regularly and the extent of <i>delay varies from 1 week to 1 month</i>
11.5 Social Equity	Dharwad	(1) There was no discrimination on the basis of gender or caste or the community among children in the schools. (2) All children are made to sit on the floor and they are served the food.	
	Madhugiri	(1)In few schools food is served while children are seated.	(1) In many schools food is served to children in queue system where children stand with plates and receive their food.
	Chikkodi	(1) There was <i>no discrimination on the basis of gender or caste or community in cooking or serving or seating arrangement, in all the schools.</i>	(1) The seating arrangement in proper order is more desirable.
11.6,7 variety in Menu	Dharwad	(1) There is variety in the food served to children. The daily menu includes rice, Dal and vegetables.	(1) Since the food gets supplied from the centralised kitchen schools do not display

				<p>menu.</p> <p>(2) The menu is decided by the centralised kitchen people.</p>
		Madhugiri	(1) Daily Menu includes rice, wheat preparation, dal and vegetable in 90% of the schools.	<p>(1) Menu is not displayed in 95% of the schools.</p> <p>(2) Variety is followed in a limited way.</p>
		Chikkodi	(1) In all the schools variety of food is served and it includes roti, rice, dhal and vegetables.	(1) <i>76% of schools do not display the menu for community observation</i>
	11.8 Quality & Quantity of Meal	Dharwad	(1) Children were happy with the quality and quantity of the meal.	
		Madhugiri	(1) Children in all the schools are happy with both quantity and quality of meal.	
		Chikkodi	(1) All the students are happy with the quantity as well as quality of food served to them in schools.	
	11.9 Supplementary	Dharwad	<p>(1) The schools have maintained health cards for each student.</p> <p>(2) The health checkups are done once in six months.</p> <p>(3) Children are also given micronutrients including Iron, folic acid, vitamin A and de worming medicines periodically.</p>	

		Madhugiri	<p>(1) It should be appreciated that all the schools maintain health card for all the children and once in a year medical check up is done.</p> <p>(2) Micro nutrients are given in 95% of the schools for two days once in six months.</p>	(1) Micro nutrients are not given in 5% of the schools.
		Chikkodi	<p>(1) In all the schools, health card of each student is maintained and only once in a year health check-ups is being done</p> <p>(2) The micronutrients and de-worming medicine are being given to students periodically in all the schools</p> <p>(3) BRC/CRC/Education department and Government hospital staff administer it, once in 6 months and some tablets day-by-day.</p>	
	11.10 Status of Cooks	Dharwad	Not applicable as supplied by ISKON	
		Madhugiri	<p>(1) In all the schools cooks and helpers are appointed but paid regularly only in 69% of the schools.</p> <p>(2) They are paid both through Bank and cash.</p> <p>(3) Cooks and helpers comprise all categories of people.</p>	<p>(1) Uniformity may be maintained in appointment of cooks/helpers as well as their mode of payment.</p> <p>(2) Efforts should be made to pay them regularly.</p>

		Chikkodi	<p>(1) 32% of cooks & helpers are appointed by SDMC while 63% appointed by local Panchayat & 5% by department. All of them are <i>recruited as per GOI norms</i>.</p> <p>(2) They are paid through Bank.</p> <p>(3) As regards the composition of cooks, 100% of them are women, 16% are SCs, 16% are STs, 58% are OBCs, and 10% are minority group members.</p> <p>(4) All are females</p>	
	11.11-15 Infrastructure	Dharwad	Not applicable as supplied by ISKON	
		Madhugiri	<p>(1) Majority of schools cook in kitchen.</p> <p>(2) Potable water is available for cooking and drinking in majority of schools.</p> <p>(3) LPG is used for cooking in all the schools.</p>	<p>(1) Size of the kitchen is not according to the strength of the school.</p> <p>(2) Cooking food in the classrooms and verandahs is done in nearly 18% of the schools.</p>
		Chikkodi	<p>(1) 55% of schools have kitchen shed cum stores which are in use.</p> <p>(2) As regards potable water for cooking and drinking, it is available in all the schools</p> <p>(3) With regard to the availability of vessels for</p>	

			<p>cooking, they are adequate in all the cases.</p> <p>(4) LPG is the fuel used in all the schools.</p>	
11.16 Safety & Hygiene	Dharwad	<p>(1) The schools are generally hygienic.</p> <p>(2) All children are encouraged to wash hands before and after the food.</p> <p>(3) Children also take food in an orderly manner.</p> <p>(4) Children are also encouraged to conserve water.</p>	<p>(1) Since the cooking is done by the centralised kitchen, the safety of the cooking process and storage of fuel does not arise.</p>	
	Madhugiri	<p>(1) Most of the schools have safe, hygienic and clean environment.</p>	<p>(1) Children should be insisted on washing their hands before and after food, sitting in an orderly manner while eating food.</p> <p>(2) Children should be advised to conserve water as it is not done in 23% of the schools.</p>	
	Chikkodi	<p>(1) In all the schools, the general impression on environment, safety & hygiene is good</p> <p>(2) In all the schools children were encouraged to wash hands before & after food; takes food in orderly manner; encourages for conserving water and free from fire hazard.</p>		
11.17 Community participation	Dharwad	<p>(1) Majority of SDMCs, attend often in MDM programme.</p> <p>(2) Majority of Panchayats, local bodies participate often.</p>	<p>(1) Majority of the parents rarely participate in the supervision and monitoring of the midday meal in Dharwad.</p>	

		<p>(3) Roaster for supervision of the midday meal programme exists in 76% of the schools.</p> <p>(4) Awareness of the parents and community about the quantity of midday meal per child at primary level is a shade better than the higher primary level.</p> <p>(5) As regards in the awareness of the committee members about the entitlement of quantity and the type of nutrients that are supplied in the midday meal programme per child, it is good at the primary level by all and it is good in case of only 79% of the committee members.</p> <p>(6) With regard to the general awareness about the implementation of midday meal programme in Dharwad, the awareness is good is in all cases.</p>	
	Madhugiri	<p>(1) General awareness about the overall implementation of MDM Programme among the Community members is highly satisfactory.</p> <p>(2) Participation of parents in monitoring of MDM is not satisfactory as 64% of them never do it. Participation of SDMC members in monitoring of MDM is also not satisfactory as 38% of them never do it..</p> <p>(3) Awareness of parents and community members</p>	<p>(1) There is a need to increase the participation of parents, SDMC members and local bodies.</p> <p>(2) Awareness is not there among parents and community members at higher primary level and primary level regarding quality and type of nutrients as no menu is displayed in 95% of the schools</p> <p>(3) Schools can draw action plans to make the</p>

			<p>of primary schools and higher primary schools regarding quantity of MDM per child is more than satisfactory.</p> <p>(4) Teachers are very good source of information including the students to some extent.</p>	<p>community members understand about the MDM Scheme and increase their participation.</p> <p>(4) Roster by the community for supervision is not practiced in any of the schools.</p> <p>(5) As mass media is a very poor source of information about the MDM Scheme, efforts will have to be made to give wider publicity</p>
		Chikkodi	<p>(1) The SDMCs members participate in supervision and monitoring of MDM is at satisfactory level.</p> <p>(2) Parents and community feel that the quality of MDM is satisfactory.</p> <p>(3) The general awareness of the community about the overall implementation of MDM programme is satisfactory.</p>	<p>(1) Roaster for supervision of MDM do not exists in majority of the school's SDMCs.</p>
	11.18 Inspection & Supervision	Dharwad		<p>(1) The data indicates that is the midday meal programme has not been inspected by the state level officials and district level functionaries in Dharwad.</p>
		Madhugiri	<p>(1) MDM Programme has been inspected at block level in 77% of the schools and at district level in 26% of the schools.</p>	<p>(1)MDM has been inspected at state level in only 10% of the schools</p> <p>(2)Attempts may be made to increase the frequency of visits by district and state</p>

				authorities.
		Chikkodi	(1) MDM Programme has been inspected at block level & at district level in all the schools. (2) Frequency of visit has been high at block level.	
	11.19 Impact	Dharwad	(1) The impressionistic assessment indicates that the mid-day meal programme has improved enrolment in all cases as well as attendance and the general well-being of children apart from nutritional status. (2) The mid-day meal programme in Dharwad district has been able to bring about smile and health among the children.	
		Madhugiri	(1) Impact of MDM has been tremendous in improving enrolment, attendance, general well being and nutritional status of students.	
		Chikkodi	(1) MDM has contributed for the general wellbeing in (100%), nutritional status (100%), attendance (100%), and enrollment (95%) of the cases.	

Dharwad Midday Meal Report

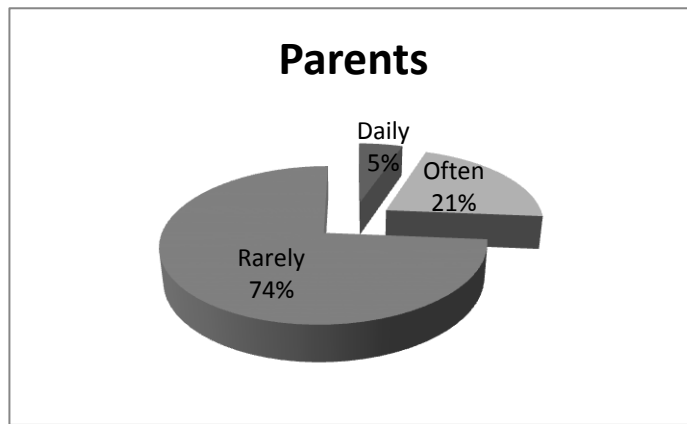
Background: In Dharwad, 40 schools were chosen including two KGBVs. The midday meal programme in Dharwad is supplied by ISKON. Hence the district follows the centralised kitchen pattern. The entire monitoring activity for midday meal is based on the observations made in their respective schools. The centralised kitchen was not seen separately.

1. **Regularity in serving the meal:** All schools are serving the hot cooked meal daily. There was no interruption in the MDM during the current academic year. The food is not cooked in the school as it gets supplied from the centralised kitchen. The food gets delivered at different points of time ranging from 1/2 hour to two hours before the lunch time. All the schools in Dharwad district are being served by the centralised kitchen.
2. **Extent of variation as per school records vis-a-vis actual status:** There are 6769 students who are enrolled in all the sampled schools by the monitoring team. All of them had opted for availing midday meal as per the register. The number of children who attended the school on the day of the visit of the monitoring institution was 5958. All of them availed midday meal as per the MDM register. As per the headcount also the same number was confirmed by the monitoring team. The number of children who had availed midday meal on the previous day of the visit to the monitoring institution was 5808.
3. **Regularity in delivering food grains to the school level:** On this count it is to be noted that the food is supplied by ISKON therefore the food grains do not reach the schools at all.
4. **Regularity in delivering cooking cost of the school of:** Since the food is cooked by ISKON question of delivering cooking cost to the school level does not arise.

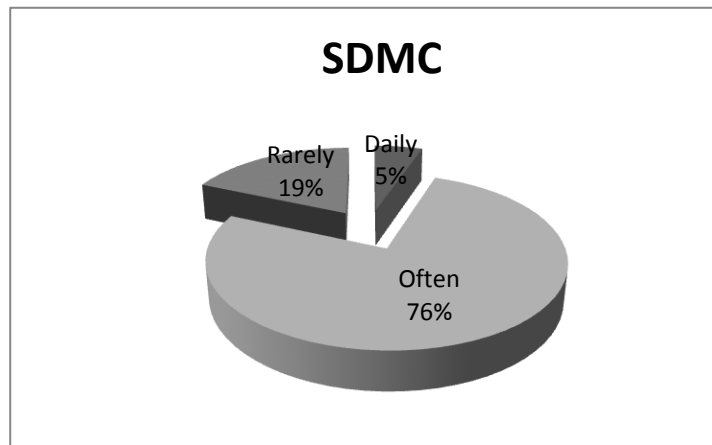
5. **Social Equity:** There was **no discrimination** on the basis of gender or caste or the community among children in the schools. All children are made to sit on the floor and they are served the food.
- 6 & 7 **Variety in Menu:** Since the food gets supplied from the centralised kitchen schools do not display menu. The menu is decided by the centralised kitchen people. There is variety in the food served to children. The daily menu includes rice, Dal and vegetables.
8. **Quality and quantity of the meal:** It was found from the children that all of them were happy with the quality of the meal that was served to them. All children were also happy with the quantity of the food that was served to them. Therefore, on the issue of the quality and quantity of the meal, the district is very comfortably placed and there are no issues.
9. **Supplementary:** The schools have maintained health cards for each student. The health checkups are done once in six months. Children are also given micronutrients including Iron, folic acid, vitamin A and de worming medicines periodically. These are administered by the BRC, CRC and education department functionaries. These are administered monthly once.
10. **Status of cooks:** Since the food comes from the centralised kitchen, the question of status of cooks does not arise.
- 11 and 15: **Infrastructure:** Since the food comes from the centralised kitchen, the question of infrastructure does not arise. However it is to be noted that there are schools where they have the kitchen sheds but they are not being used as the food is being supplied from the centralised kitchen.
16. **Safety and hygiene:** The schools are generally safe and hygienic. All children are encouraged to wash hands before and after the food. Children also take food in an orderly manner. Children are also encouraged to conserve water. Since the

cooking is done by the centralised kitchen, the safety of the cooking process and storage of fuel does not arise.

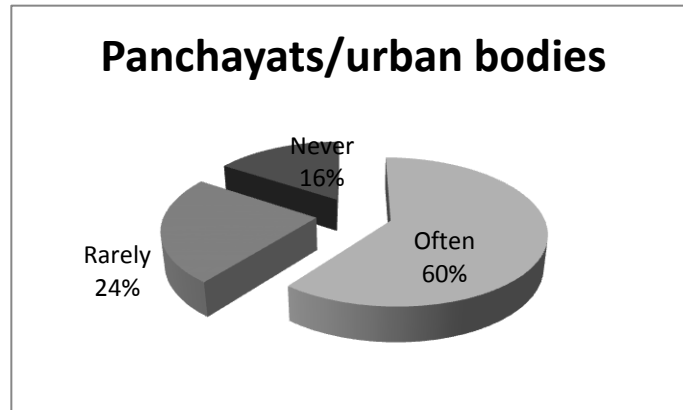
17. **Community participation and awareness:** As regards the extent the participation in supervision, monitoring and participation by the **parents**, it is found that only 5% of them attend daily, while 21 % of them attend often, and 74% of them attend rarely. It indicates that the majority of the parents rarely participate in the supervision and monitoring of the midday meal in Dharwad.



As regards the extent of participation in supervision and monitoring of the **SDMCs**, 5% of them attend daily, while 76 % of them attend often and 19% of them attend rarely. On comparing the SDMC with the parents, they are a shade better in terms of their participation as majority of them participate often in comparison to the parents who in majority of the cases participate rarely.



As regards the extent of participation in supervision and monitoring by the **panchayats, local bodies**, it is found that a majority to the tune of 60% of them participates often, and 24% of them participate rarely and the remaining ones never participate.



As regards the roaster being maintained by the committee members for supervision of the midday meal programme, it exists in 76% of the schools while it does not exist in 24% of the schools. This perhaps needs a second look by the district.

As regards the awareness of the parents and community about the quantity of midday meal per child at primary level, it is good in all the cases and at the higher primary level it is good in 79% of the cases and satisfactory in 21% of cases. It means the awareness of the community members about the quantity of midday meal per child at primary level is a shade better than the higher primary level. However, it should eventually become excellent at both the levels which is not good at this point of time. As regards in the awareness of the committee members about the entitlement of quantity and the type of nutrients that are supplied in the midday meal programme per child, it is good at the primary level by all and it is good in case of only 79% of the committee members, while in 21% of the cases it is only satisfactory.

With regard to the general awareness about the implementation of midday meal programme in Dharwad, the awareness is good in all cases. As

regards the sources of information about the midday meal scheme, all different sources are working including newspapers and magazines, friends and relatives, teachers, schools, radio, TV, but there is no influence on the website as on today. This is quite understandable also.

18. Inspection and supervision: The data indicates that is the midday meal programme has not been inspected by the state level and district level officials in Dharwad, while it is being observed by the block level functionaries in 84% of the cases only. Probably it is because the food that is being served is supplied by the centralised kitchen therefore probably there is less attention by the state and the district level functionaries about the inspection of the midday meal programme. This trend is not healthy as whether it is supplied by the centralised kitchen or prepared at school, it needs to be monitored and inspected by the officers concerned at the block level, district level and state level functionaries.

19. Impact: The impressionistic assessment indicates that the mid-day meal programme has improved enrolment in all cases as well as attendance and the general well-being of children apart from nutritional status. The mid-day meal programme in Dharwad district has been able to bring about smile and health among the children. Hence, one can conclude that this mid-day meal programme in Dharwad has been quite successful.

11. Mid-Day Meal Programme- Dharwad				
11MDM.1 Regularity in serving the meal (As per students/Teachers/Parents/Register)			TOTAL	%
11MDM.1	Is the school serving hot cooked meal daily?	Yes	38	100
		NO	0	0
	Was there any interruption in MDM during current academic year?	Yes	0	0
		NO	38	100
	If yes, for how long?		NA	
	& why?		NA	
	Is the food cooked in the school itself?	Yes	0	0
		NO	38	100
	If No, from where the school is getting the food?	Nearby school	0	0
		Centralised Kitchen	38	100
How much time is required to supply the food from that place?		1/2 & 2 hr before come food at lunch time.		
If Centralised Kitchen is supplying food, how many schools are being served by that kitchen?		Supplying food District.		
11MDM.2 Trends-Extent of variations as per school records vis-à-vis actual status. (As per relevant Registers & observation))				
11MDM.2.i	Enrolment (as per register)		6769	
11MDM.2.ii	No. of children who opted for availing MDM (as per register)		6769	
11MDM.2.iii	No. of children attending the school on the day of visit (as per register)		5958	
11MDM.2.iv	No. of children availing MDM as per MDM Register		5958	
11MDM.2.v	No. of children actually availing MDM on the day of visit (as per head count)		5958	
11MDM.2.vi	No. of children who availed MDM on the previous day (as per MDM register)		5808	
11MDM.3 Regularity in delivering food grains to the school level (As per relevant Registers/HM/MDM functionaries of the school/Implementing agency-if MDM has been outsourced)				

11MDM.3.i	Is the school/implementing agency receiving food grains regularly?	Yes	Food supplied by ISKON	
		NO		
	If No, what is the extent of delay? & what is the reason for the delay?			
11MDM.3.ii	Is the buffer stock of 1 month maintained?	Yes		
		NO		
11MDM.3.iii	Is the quantity of the food grain supplied was as per the marked/indicated weight?	Yes		
		NO		
11MDM.3.iv	Is the food grain delivered at the school?	Yes		
		NO		
11MDM.3.v	Is the quality of the food grain good?	Yes		
		NO		
11MDM.4 Regularity in delivering cooking cost to the school level (As per relevant Registers/HM/MDM functionaries of the school/Implementing agency-if MDM has been outsourced)				
11MDM.4.i	Is the school/implementing agency receiving cooking cost in advance regularly?	Yes		
		NO		
	If No, what is the extent of delay? & what is the reason for the delay?			
11MDM.4.ii	In case of delay how does the school/implementing agency manage, without causing any disruption in MDM?			
11MDM.4.iii	How is the cooking cost paid?	In cash		
		Through Bank		
11. Mid-Day Meal Programme (Continued)				
11MDM.5 Social Equity (As per students/observations)				
11MDM.5.i	Was there any discrimination on the basis of gender or caste or community in cooking or serving or seating arrangements?	Yes	0	0
		NO	38	100
	If yes, what exactly was being done?		NA	

11MDM.5.ii	What is the system of serving?	Seating at floor in line system.		
	What is the system for seating arrangement for eating food?	Serve the food by cookers & children's had the lunch in line system.		
11MDM.6,7 Variety in Menu (As per students/observations/parents/SMC members/displayed menu)				
11MDM.6.i	Has the school displayed the Menu at a place where the community can see it easily?	Yes	NA	
		NO		
	Is the school able to adhere to the displayed Menu?	Yes		
		NO		
11MDM.6.ii	Who decides the Menu?	Centralised Kitchen		
11MDM.7.i	Is there variety in the food served or is the same type of food served every day?	Variety	Yes	
		No variety		
11MDM.7.ii	Does the daily menu include rice/wheat preparation, dhal & vegetable?	Yes	Yes	
		NO		
11MDM.8 Quality & Quantity of Meal (As per students/observations)				
11MDM.8.a	Are the children happy with the quality of the meal?	Yes	38	100
		NO	0	0
11MDM.8.b	Are the children happy with the quantity of the meal?	Yes	38	100
		NO	0	0
11MDM.8.c	If No, to any one of the above or both, reasons	NA		
	& suggestions for improvement	NA		
11MDM.9 Supplementary (As per students/teachers/records)				
11MDM.9.i	Has the school maintained health card for each student?	Yes	38	100
		NO	0	0
11MDM.9.ii	How many times in a year health check up is done?	6 Months once.		
11.MDM.9.iv	Are the children being given micro-nutrients (i.e. Iron, Folic Acid, Vitamin A) and de-worming medicine periodically?	Yes	38	100
		NO	0	0

	If yes, who administers these?	BRC.CRC & education department.	
	& at what periodicity?	1 Monthly	
11MDM.10 Status of Cooks (As per HM/Teachers/SMC/Cooks/Students/Observations)			
11MDM.10.i	Who appointed Cooks & helpers?	Dept	NA
		SMC	
		NGO	
		Panchayat	
		Self Help Group	
		Contractor	
11MDM.10.ii	Is the number of cooks & helpers engaged by the school is as per Govt. of India norms?	Yes	
		NO	
11MDM.10.iii	What is the remuneration paid to cooks/ helpers		
	What is the mode of payment	By cash	
		through bank	
11MDM.10.iv	Is the remuneration paid regularly?	Yes	
		No	
11MDM.10.v	Specify the social composition of cooks & helpers		
	SC		
	St		
	OBC		
	Minority		
	Women		

11. Mid-Day Meal Programme (Continued)				
11MDM.11-15 Infrastructure (As per observations/HM/Teachers/SMC/Panchayat Members)			TOTAL	%
11MDM.11	Is a pucca kitchen shed-	constructed & in use	NA	

	cum-store	constructed but not in use				
		under construction				
		sanctioned, but construction not started				
		Not sanctioned				
	If constructed or sanctioned or under construction, scheme under which it was constructed? (MDM/SSA/Other-specify)		SSA			
		MDM				
		OTHER				
If constructed, but not in use, what is the reason?						
11MDM.12	If pucca kitchen-cum-store shed is not available					
	Where is food cooked?	Class				
		Veranda				
		open ground				
		elsewhere				
	Where is food grains etc. stored?	Class				
		HM's or staff room				
		elsewhere				
11MDM.13	Is potable water available for					
	Cooking?	Yes				
		NO				
	Drinking?	Yes				
		NO				
	11MDM.14	Are vessels available for cooking adequate?			Yes	
			NO			
11MDM.15	What kind of fuel is used for cooking?			LPG		
				Firewood		
11MDM.16 Safety & Hygiene (As per observations)						
11MDM.16.i	What is the general impression on environment, safety & hygiene?			Very good	0	0
				Good	38	100

		Bad	0	0
11MDM.16.ii	Are children encouraged to wash hands before & after food?	Yes	38	100
		NO	0	0
11MDM.16.ii i	Do children take food in an orderly manner?	Yes	38	100
		NO	0	0
11MDM.16.i v	Are children encouraged to conserve water?	Yes	38	100
		NO	0	0
11MDM.16.v	Is the cooking process and storage of fuel safe and does not pose any fire hazard?	Yes	38	100
		NO	0	0

11. Mid-Day Meal Programme (Continued)

11MDM.17 Community participation & Awareness (As per HM/SMC/Panchayat Members/Teachers/Parents)

11MDM.17.i	Extent of participation in supervision, monitoring, participation by	Parents	Daily	2	5	
			Often	8	21	
			Rarely	28	74	
			Never	0	0	
		SMC	Daily	2	5	
			Often	29	76	
			Rarely	7	19	
			Never	0	0	
		Panchayats/ Urban bodies	Daily	0	0	
			Often	23	60	
			Rarely	9	24	
			Never	6	16	
11MDM.17.ii	Is any roster being maintained by the community members for supervision of MDM	Yes	29	76		
		NO	9	24		
11MDM.17.ii	Are the	quantity of	Primary level	Poor	0	0

i	parents/communi ty members aware of	MDM per child at		Satisfactory	0	0
				Good	19	100
				Very good	0	0
				Excellent	0	0
			Higher Primary level	Poor	0	0
				Satisfactory	4	21
				Good	15	79
				Very good	0	0
		Excellent		0	0	
		entitlemen t of quantity & types of nutrients in MDM per child as supplied in menu	Primary level	Poor	0	0
				Satisfactory	0	0
				Good	19	100
				Very good	0	0
				Excellent	0	0
Higher Primary level	Poor		0	0		
	Satisfactory		4	21		
	Good		15	79		
	Very good		0	0		
	Excellent		0	0		
11MDM.17.i v	General awareness about the overall implementation of MDM programme	Quite satisfactor	0	0		
		Satisfactory	0	0		
		Good	38	100		
		Average	0	0		
11MDM.17.v	What is the source of information about the MDM scheme	News Papers/ Magazines	Yes	38	100	
			NO	0	0	
		Villagers/Frien ds/Relatives	Yes	38	100	
			NO	0	0	

		Teachers	Yes	38	100
			NO	0	0
		School	Yes	38	100
			NO	0	0
		Radio	Yes	38	100
			NO	0	0
		TV	Yes	38	100
			NO	0	0
		Website	Yes	0	0
			NO	38	100
		Any other (Specify)		NA	
11. Mid-Day Meal Programme (Continued)					
11MDM.18 Inspection & Supervision (As per HM/SMC/Panchayat Members/Teachers/School records)					
		State level?	Yes	0	0
			NO	38	100
		District level?	Yes	0	0
			NO	38	100
11MDM.18.i	Has the MDM programme been inspected by any officer of	Block level?	Yes	32	84
			NO	6	16
	If yes, What is the frequency of such inspections?	State level officer		NA	
		District level Officer		NA	
11MDM.18.ii		Block level Officer		3 time & some times	
11MDM.18.ii i	What remarks were made by the visiting Officers (If any)				
11MDM.19 Impact (As per HM/SMC/Panchayat Members/Teachers/School records)					
11MDM.19	Has the MDM scheme improved	Enrolment?	Yes	38	100
			NO	0	0

		Attendance of children?	Yes	38	100
			NO	0	0
		General well being of children?	Yes	38	100
			NO	0	0
		Nutritional status of children?	Yes	38	100
			NO	0	0
11MDM.B Any other issues relevant to MDM implementation.					

Annexure

Dharwad

SL no	Dharwad Block		DISE code	Total strength	Boys	Girls
1	Urban	GLPS. Dhrwada Form	29090700811	52	32	20
2		GHPs. MPS Alnavar	29090111402	198	108	90
3		GLPS. Ashrayacolony Alnawara	29090111410	35	20	15
4	Civil	GHPs. Beguru	29090101101	183	92	91
5		GLPS. Navaluru Harijanakere	29090702106	121	58	63
6		GLPS. RajeevGandhinagara	29090602209	236	116	120
7	CWSN	GHPs. Sapthapura PHQ(Kannada)	29090701320	230	141	89
8		GHPs. Nigadi	29090109201	272	149	123
9	CAL	GHPs. Itigatti	29090702110	362	174	188
10		GHPs. Aminabavi	29090100402	455	431	24
11	NPEGEL	GHPs. HPKGS Honnapura	29090104301	322	167	155
12		GHPs. Teguru	29090110401	342	174	168
13	GG	GLPS. DHPKDS No-14Kamanakatti	29090600903	100	-	100
14		GLPS.Siddapura	29090105102	18	11	7
15	SC	GLPS. Hanumanahala	29090103501	58	28	30
16		GLPS. Gangodikoppa	29090102901	16	7	9
17	ST	GLPS. Kalagere	29090700110	100	45	55
18		GHPs. Kashinetti	29090113701	195	104	91
19	Flood	GHPs. Kongavada	29090503401	181	95	86
Dharwad Block			TOTAL	3476	1952	1524

Kalgatagi Block

SL no	Kalgatagi Block		DISE code	Total strength	Boys	Girls
20	URban	GHPS. MPKGS Kalgatagi	29090308803	328	-	328
21		GHPS. HPKBS Kalgatagi	29090308804	422	422	-
22		GLPS. Bandigere	29090308809	52	33	19
23		GLPS. GP Kalgatagi	29090308810	41	24	17
24	Civil	GLPS. BeguruJP	29090301102	84	39	45
25		GHPS. Tavaragere	29090308301	228	116	112
26		GHPS. Kannada Herevannalli	29090303801	375	375	-
27	CWSN	GLPS. Machapura	29090309202	80	42	38
28		GHPS. Mishrikoti(Ganjigatti)	29090305803	205	-	205
29	CAL	GHPS. Sangameshwara	29090307001	287	139	148
30		GHPS. Bommigatti	29090300703	194	194	-
31	NPEGEL	GHPS. Devikoppa	29090302103	436	205	231
32		GHPS. Beguru	29090301101	336	171	165
33	GG	GLPS. Hanumapura	29090303301	42	26	16
34		GLPS. Kandli	29090304901	58	29	29
35	SC	GLPS. Masalikatti	29090305701	64	34	30
36		GLPS. LT Nalliaravi thanda	29090306401	42	16	26
37	ST	GLPS. Rangapura	29090306901	50	22	28
38	Drop out	GLPS. KGS Machapurathanda, Kalgatagi	29090309201	69	26	43
Kalgatagi Block			TOTAL	3393	1913	1480
39	KGBV	Alnawara (Dharwada)	29090111411	97	-	97
40		Basaveshwaranagara (Ganjigatti)	29090303103	100	-	100
Dharwad Block		9LPS,10HPS & KGBV (1HPS)	19+1	3476	1952	1524
Kalgatagi Block		10LPS , 9HPS & KGBV (1HPS)	19+1	3393	1913	1480
Dharwad district:		Total	38+2	6869	3865	3004

Mid Day Meal Report of Madhugiri District in Karnataka State for the period 1st May 2012 to 31th October 2012

11.1 Regularity in serving the meal

Regarding **regularity in serving the meal** as per the discussion with the teachers, students, parents and observation of the register, it is seen that hot meal is served daily in all the 39 schools (KGBV reported separately). However, there was interruption in MDM in one of the schools* due to non availability of food grains, which resulted in no MDM for 14 days.

** According to response from the district authorities, care will be taken to serve food regularly.*

Regarding **cooking of food**, in all the schools food is cooked in the school itself,

11.2 Trends - Extent of variations as per school records vis-a vis actual status

With regard to **extent of variations as per school records vis-a vis actual status** observation and data in registers showed that the total enrollment in all the 39 schools together is 4006 and all of them have opted for MDM. On the day of visit MDM Registers had an entry of 3331, the number of children present in the schools as well as actually availing was the same. But the number of children who availed MDM on the previous day was 3542 students.

11.3 Regularity in delivering food grains to the school level

Regarding **regularity in delivering food grains to the school level** visit to schools showed that in all the schools / implementing agency food grains are delivered regularly at the spot. But regarding quantity, 8% of the schools have expressed that the supply was not as per the weight indicated*.

** District responds that the schools are directed to check the weight before receiving them.*

Regarding quality of food grains though 97% of the schools say that the quality of food grains is good, 3% of the schools have said that the quality is not good.

11.4 Regularity in delivering cooking cost to the school level

With regard to **regularity in delivering cooking cost to the school level** it is observed that in 64% of the schools/ implementing agency receive the cooking cost regularly and 36% of the schools have problems regarding it*.

** According to the response from the district, immediate action will be taken at the Zilla Panchayat level.*

Regarding payment of **cooking cost**, all the schools receive it through Banks. In case of delay in payment , advance is paid by the HM of the school and later reimbursed.

11.5 Social Equity

Regarding **Social Equity** as per observation and dialogue with the students, none of the schools discriminate on the basis of gender, caste or community in cooking, serving or seating for MDM. In most of the schools students stand in a line in front of the vessel with their plates*, get the food served and then eat. Only in few schools they are served while seated. Food is to be served while the children are seated and not to make them stand in a line with the plates in the hands waiting for the food to be served.

** District says, provision will be made in all the schools to serve the food while children are seated in a line.*

11.6,7 Variety in Menu

With regard to **Variety in Menu**, it is sad to note that only 5% of the schools have displayed the Menu*.

**District says, action will be taken to display Menu in all the schools.*

With regard to **deciding of the Menu**, it is HM in all the schools. With regard to **variety in food**, all the schools have variety and it is mainly once a week. In all the schools except 10%, **daily Menu** includes rice, wheat preparation, dal and vegetable.

The department should insist on display of menu in schools. Though Menu is decided by HM, community members and children should also be given an opportunity to participate in the decision making.

11.8 Quality and Quantity of meal

Discussion with the students and observation at the schools regarding **quality and quantity of meal** showed that the children of all the schools are happy with the quality of Menu and quantity of meal.

11.9 Supplementary

With regard to **supplementary** it should be appreciated that all the schools maintain health card for all the children and once in a year medical check up is done. Micro nutrients are given in 95% of the schools every month as well as once in six months and they are being administered by the Education Department. Care needs to be taken to supply to all the schools*.

** According to the response from the district, additional nutrients will be distributed to all the schools.*

11.10 Status of cooks

With regard to **appointment of cooks**, it is done by SDMC in 10% of the schools and by Panchayat in 90% of the schools. The number of cooks and helpers are engaged as per Government of India norms and the social composition consists of SC, ST, OBC, Minority and Women. While Head Cook is paid Rs.1100/- the Helper is paid Rs.1000/- per month. Payment to them is made by cash in 23% of the schools and through Bank in 77% of the schools. Regarding regularity in the payment, it is regular in 69% of the

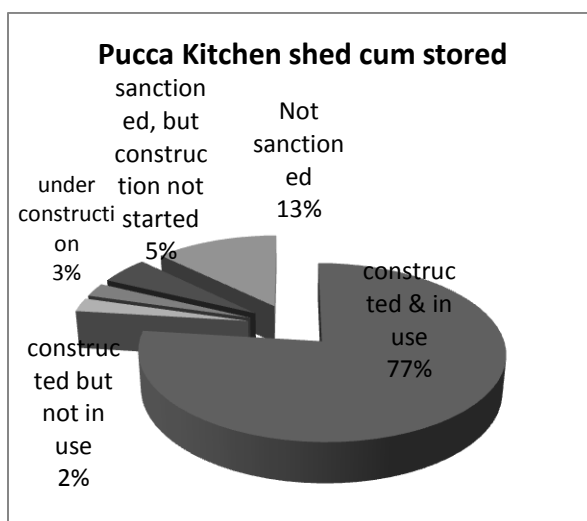
schools and in the remaining it is not*. Uniformity may be maintained in the mode of payment. Payment may be made regularly to the cooks and helpers.

** According to the response from the district, efforts will be made to maintain uniformity in appointment of cooks as well as regularity in payment to the cooks and helpers.*

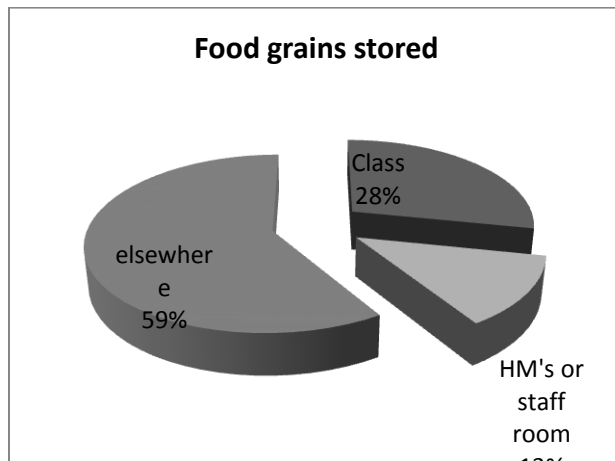
11.11 - 15 Infrastructure

Infrastructure is necessary to cook food in schools. With regard to pucca kitchen shed cum store, it is constructed and in use in 77% of the schools, constructed but not in use in 3% of the schools. In 13% of the schools, construction is not sanctioned. Out of the 39 schools where the kitchen cum store is sanctioned, in 62% of the schools they have been constructed under SSA Scheme, in 38% of the schools they have been constructed, by other agencies. None of the kitchens are constructed under MDM. Wherever kitchen is not available for cooking (nine schools) MDM is cooked in the classrooms, open ground or veranda*.

** According to the response from the district, attempts will be made to cook as per the prevailing rules.*



Whether kitchen is available or not, food grains are stored in class in 28% of the schools, in HM's room or staff room in 13% of the schools and elsewhere in 59% of the schools.



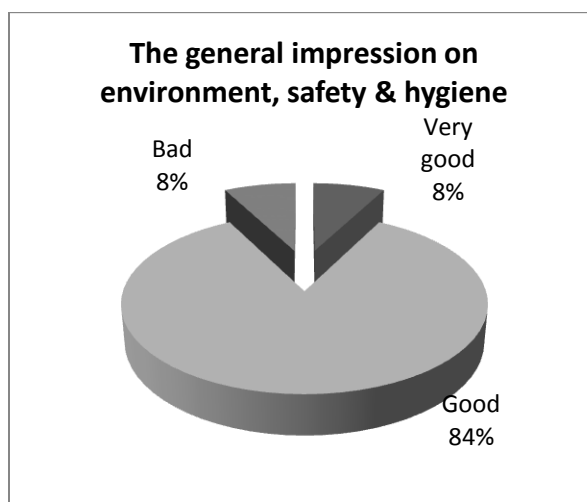
Potable water is available for cooking in 85% of the schools and **for drinking** in 79% of the schools. Even **adequate vessels** are available for cooking in majority of schools (85%). Invariably **LPG is used** in all the schools for cooking.

As the quantity of food to be cooked varies, size of the kitchen should also vary according to the strength of the school and cooking food in the classrooms has to be avoided.

11.16 Safety and Hygiene

General impression on **environment, safety and hygiene** is good in 85% of the schools. It is very good in 8% of the schools. While children are encouraged to wash hands before and after food in 74% of the schools, it is not in 26% of the schools especially before food*. Developing good eating habits should also become the responsibility of the school and every school should insist on washing hands before and after food.

**District says, efforts will be made to develop good habits in children by washing hands before and after food and eating together sitting in a systematic way.*



With regard to **taking food in an orderly manner**, it is being followed in 82% of the schools and not in the rest of the schools. Community eating is one of the values which can be developed among the students through MDM. Sitting in an orderly manner along with their fellow mates must be encouraged.

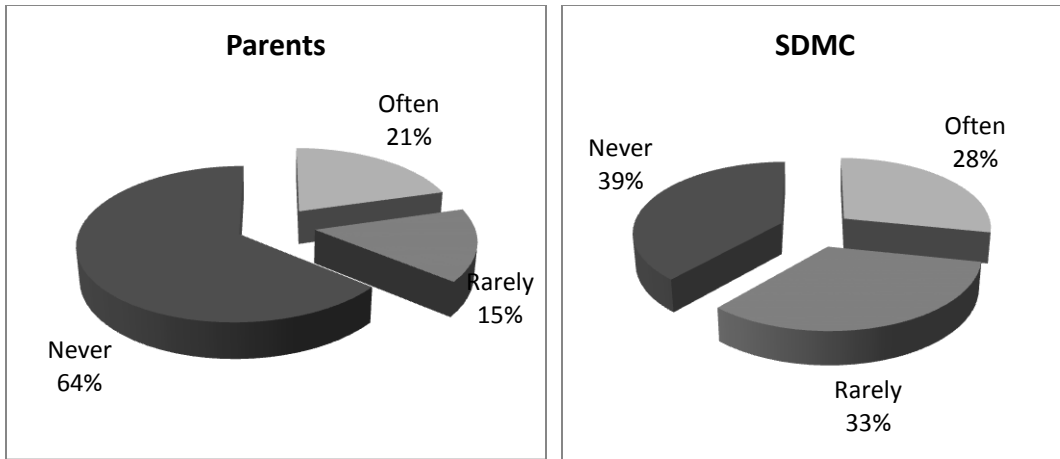
Regarding **conservation of water**, children use it carefully in 77% of the schools but they are careless rest of the schools*. Monitoring has to be done to save water.

** According to the response from the district, students will be guided to save water.*

With regard to safety and fire hazard, all the schools are safe.

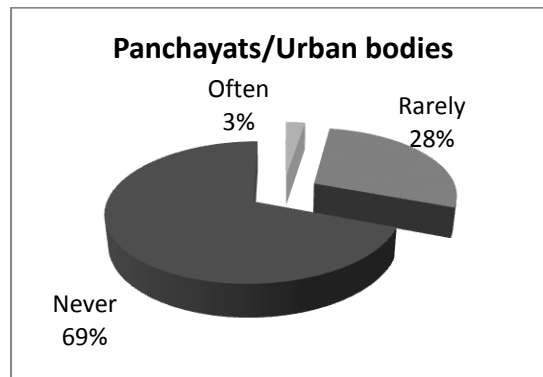
11.17 Community participation and Awareness

With regard to participation of parents in **supervision and monitoring of MDM**, in 21% of the schools they come often, in 15% of the schools they come rarely, in none of the schools they visit daily and in 64% of the schools they never come. With regard to participation of SDMC members in supervision and monitoring of MDM, in 28% of the schools they come often, in 33% of the schools they come rarely and in 38% of the schools they never come*.



With regard to participation of members of **Local Bodies** in supervision and monitoring of MDM, in 3% of the schools they come often, in 28% of the schools they come rarely and in 69% of the schools they never come**.

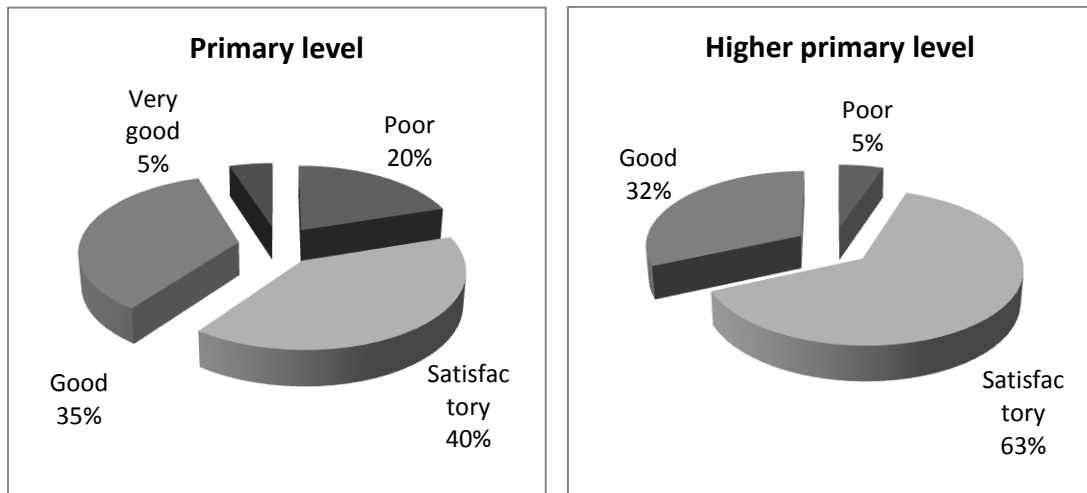
*** According to the response from the district, necessary action will be taken to improve the participation of SDMC members and Local Bodies.*



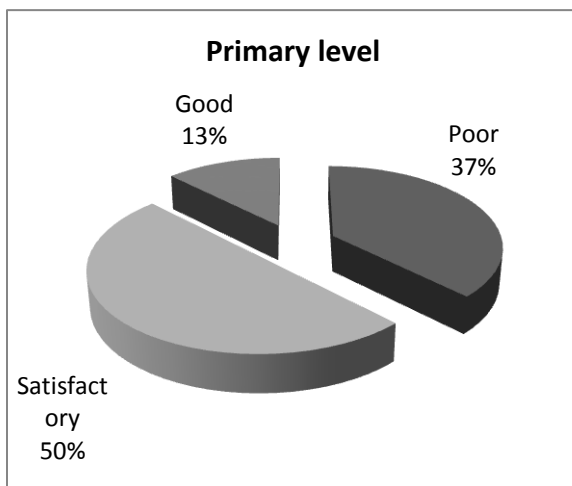
Regarding maintaining **roster by the community** members for the supervision of MDM, it is not being done in any of the schools*.

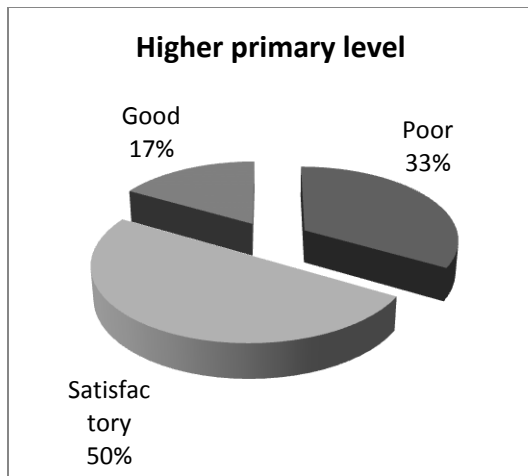
**District says, the situation will be observed and plan will be chalked to maintain roster by the community.*

Awareness of parents/ community members about **quantity of MDM per child** at Primary level, it is good in 35% of the schools and satisfactory in 40% of the schools. Regarding awareness of parents/ community members about quantity of MDM per child at Higher Primary level, it is good in 32% of the schools, satisfactory in 63% of the schools and poor in 5% of the schools.



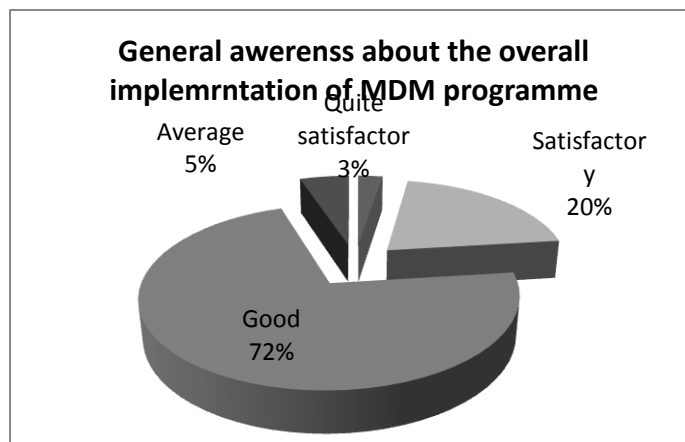
Regarding awareness of parents/ community members about **entitlement of quantity and types of nutrients** in MDM per child as supplied in Menu at Primary level, it is poor in 38% of the schools and satisfactory in 50% of the schools. With regard to Higher Primary level it is poor in 33% of the schools and satisfactory in 50% of the schools. This is required to be taken care as parents have a right to know what is being given to their children.





General awareness about the **overall implementation of the MDM Programme** among the community members is satisfactory in 21% of the schools, good in 72% of the schools and average in 5% of the schools. Schools can draw action plans to make the community members understand about the MDM Scheme and increase their participation.*

** According to the response from the district, action plans will be made to develop general awareness regarding MDM among the community members.*



Finding the **source of information** to the community members about MDM Scheme, News Papers and Magazines, Radio, villagers and friends and Websites are not at all sources of information to any of the schools. It is teachers in 97% of the schools

and school in 21% of the schools. As mass media is a very poor source of information about the MDM Scheme; efforts will have to be made to give wider publicity.

11.18 Inspection and Supervision

Inspection and supervision of MDM is not satisfactory in the district as it has been inspected at state level in 10% of the schools, district level in 26% of the schools, though it was done at the block level in 77% of the schools.

The frequency of the visit has been only once at state level*, two to four times at district level and one to ten times at the block level.

**District says, attempts will be made to increase the frequency of visit by state officials.*

With regard to remarks made by the visiting officers, it is recorded to make food tastier and maintain cleanliness.

11.19 Impact of MDM

About **impact of MDM**, enrolment, attendance, general well being and nutritional status has improved in all the schools.

11.B Any other issues relevant to MDM Implementation

No issues have been raised in any of the schools.

Mid-day Meal Programme – Observations and Suggestions

- MDM is highly regular except in one school which did not cook for 14 days.
- There is no difference in the number of children who avail MDM as per MDM Register and the children who actually availed.
- Cooking cost is received in time in 64% of the schools.

- Food is to be served while the children are seated and not to make them stand in a line with the plates in the hands waiting for the food to be served.
- Menu is not displayed in 95% of the schools.
- Though Menu is decided by HM, teachers, community members and children should also be given an opportunity to participate in the decision making.
- Variety is followed to some extent; if possible more variety may be brought in the type of food.
- Maintenance of Health Cards, Health Check up and administering micro nutrients (except two schools) is highly satisfactory in all the schools.
- Cooks and helpers are in all the schools but their appointing authorities vary.
- Uniformity may be maintained in appointment of cooks/helpers as well as their mode of payment.
- Majority of schools cook in kitchen.
- Size of the kitchen should vary according to the strength of the school.
- Cooking food in the classrooms or elsewhere other than the school kitchen has to be avoided.
- Potable water is available for cooking and drinking in majority of schools.
- LPG is used for cooking in all the schools.
- Most of the schools have safe, hygienic and clean environment, rest of the schools should be asked to make their environment safe.
- Children should be insisted on washing their hands before and after food, sitting in an orderly manner while eating food and not to waste water wherever it is not adhered to.
- Participation of parents and SDMC members in monitoring of MDM is satisfactory. But there is a need to increase the participation of local bodies.

- In the supervision of MDM roster of community members have to be encouraged as it is practiced only in small percentage of the schools.
- Awareness of parents and community members of primary schools and higher primary schools regarding quantity of MDM per child is more than satisfactory but it is poor among parents and community members at Higher Primary level and primary level regarding quality and type of nutrients as no menu is displayed in any of the schools.
- General awareness about the overall implementation of MDM Programme among the Community members is highly satisfactory.
- Schools can draw action plans to make the community members understand about the MDM Scheme and increase their participation.
- As mass media is a very poor source of information about the MDM Scheme, efforts will have to be made to give wider publicity.
- MDM has been inspected at state level in only 10% of the schools though; it was done at the block level in 77% of the schools.
- Impact of MDM has been tremendous in improving enrolment, attendance, general well being and nutritional status of students.

11. Mid-Day Meal Programme-- Madhugiri				
11MDM.1 Regularity in serving the meal (As per students/Teachers/Parents/Register)			Total	%
11MDM.1	Is the school serving hot cooked meal daily?	Yes	39	100
		NO	0	0
	Was there any interruption in MDM during current academic year?	Yes	1	3
		NO	38	97
	If yes, for how long?		16/6/2011 & 30/6/2012(14days). Ponnasamudra.	
	& why?		Food grains.	
	Is the food cooked in the school itself?	Yes	39	100
		NO	0	0
	If No, from where the school is getting the food?	Nearby school	NA	
		Centralised Kitchen		
How much time is required to supply the food from that place?				
If Centralised Kitchen is supplying food, how many schools are being served by that kitchen?				
11MDM.2 Trends-Extent of variations as per school records vis-à-vis actual status. (As per relevant Registers & observation))				
11MDM.2.i	Enrolment (as per register)		4006	
11MDM.2.ii	No. of children who opted for availing MDM (as per register)		4006	
11MDM.2.iii	No. of children attending the school on the day of visit (as per register)		3331	
11MDM.2.iv	No. of children availing MDM as per MDM Register		3331	
11MDM.2.v	No. of children actually availing MDM on the day of visit (as per head count)		3331	
11MDM.2.vi	No. of children who availed MDM on the previous day (as per MDM register)		3542	
11MDM.3 Regularity in delivering food grains to the school level (As per relevant Registers/HM/MDM functionaries of the school/Implementing agency-if MDM has been outsourced)				
11MDM.3.i	Is the school/implementing agency receiving food grains regularly?	Yes	39	100
		NO	0	0
	If No, what is the extent of delay? & what is the reason for the delay?		NA	
11MDM.3.ii	Is the buffer stock of 1 month maintained?	Yes	39	100
		NO	0	0
11MDM.3.iii	Is the quantity of the food grain supplied was as per the marked/indicated weight?	Yes	36	92
		NO	3	8
11MDM.3.iv	Is the food grain delivered at the school?	Yes	38	97
		NO	1	3

11MDM.3.v	Is the quality of the food grain good?	Yes	38	97
		NO	1	3
11MDM.4 Regularity in delivering cooking cost to the school level (As per relevant Registers/HM/MDM functionaries of the school/Implementing agency-if MDM has been outsourced)				
11MDM.4.i	Is the school/implementing agency receiving cooking cost in advance regularly?	Yes	25	64
		NO	14	36
	If No, what is the extent of delay? & what is the reason for the delay?		3 Moths ZP not given	
11MDM.4.ii	In case of delay how does the school/implementing agency manage, without causing any disruption in MDM?	HM use own money.		
11MDM.4.iii	How is the cooking cost paid?	In cash	0	0
		Through Bank	39	100
11. Mid-Day Meal Programme (Continued)				
11MDM.5 Social Equity (As per students/observations)				
11MDM.5.i	Was there any discrimination on the basis of gender or caste or community in cooking or serving or seating arrangements?	Yes	0	0
		NO	39	100
If yes, what exactly was being done?		NA		
11MDM.5.ii	What is the system of serving?	Cooks are serving food.		
What is the system for seating arrangement for eating food?		Children's take food in front of classroom in line system.		
11MDM.6,7 Variety in Menu (As per students/observations/parents/SMC members/displayed menu)				
11MDM.6.i	Has the school displayed the Menu at a place where the community can see it easily?	Yes	2	5
		NO	37	95
	Is the school able to adhere to the displayed Menu?	Yes	2	5
		NO	37	95
11MDM.6.ii	Who decides the Menu?	HM		
11MDM.7.i	Is there variety in the food served or is the same type of food served every day?	Variety	39	100
		No variety	0	0
11MDM.7.ii	Does the daily menu include rice/wheat preparation, dhal & vegetable?	Yes	35	90
		NO	4	10
11MDM.8 Quality & Quantity of Meal (As per students/observations)				
11MDM.8.a	Are the children happy with the quality of the meal?	Yes	39	100
		NO	0	0
11MDM.8.b	Are the children happy with the quantity of the meal?	Yes	39	100
		NO	0	0
11MDM.8.c	If No, to any one of the above or both, reasons	NA		
	& suggestions for improvement			
11MDM.9 Supplementary (As per students/teachers/records)				
11MDM.9.i	Has the school maintained health card for each student?	Yes	39	100
		NO	0	0

11MDM.9.ii	How many times in a year health check up is done?	1 time		
11.MDM.9.iv	Are the children being given micro-nutrients (i.e. Iron, Folic Acid, Vitamin A) and de-worming medicine periodically?	Yes	37	95
		NO	2	5
	If yes, who administers these?	Department (HM & Teachers)		
	& at what periodicity?	6 months ones Albendazole, Vitamin. A/2 days ones Folic Acid		
11MDM.10 Status of Cooks (As per HM/Teachers/SMC/Cooks/Students/Observations)				
11MDM.10.i	Who appointed Cooks & helpers?	Dept	0	0
		SMC	4	10
		NGO	0	0
		Panchayat	35	90
		Self Help Group	0	0
		Contractor	0	0
11MDM.10.ii	Is the number of cooks & helpers engaged by the school is as per Govt. of India norms?	Yes	39	100
		NO	0	0
11MDM.10.iii	What is the remuneration paid to cooks/ helpers	Cookers-1100 / Helpers-1000		
	What is the mode of payment	By cash	9	23
		through bank	30	77
11MDM.10.iv	Is the remuneration paid regularly?	Yes	27	69
		No	12	31
11MDM.10.v	Specify the social composition of cooks & helpers			
	SC	27		
	St	26		
	OBC	32		
	Minority	2		
	Women	89		

11. Mid-Day Meal Programme (Continued)				
11MDM.11-15 Infrastructure (As per observations/HM/Teachers/SMC/Panchayat Members)			TOAL	%
11MDM.11	Is a pucca kitchen shed-cum-store	constructed & in use	30	77
		constructed but not in use	1	3
		under construction	1	3
		sanctioned, but construction not started	2	5

		Not sanctioned	5	13
	If constructed or sanctioned or under construction, scheme under which it was constructed? (MDM/SSA/Other-specify)	SSA	21	62
		MDM	0	0
		OTHER	13	38
	If constructed, but not in use, what is the reason?		Zilla Panchayath, Grama Panchayath & Taluk Panchayath.*Miss use money (Hosahalli)	
11MDM.12	If pucca kitchen-cum-store shed is not available			
	Where is food cooked?	Class	4	44
		Veranda	0	0
		open ground	1	12
	Where is food grains etc. stored?	elsewhere	4	44
		Class	11	28
HM's or staff room		5	13	
		elsewhere	23	59
11MDM.13	Is potable water available for			
	Cooking?	Yes	33	85
		NO	6	15
	Drinking?	Yes	31	79
NO		8	21	
11MDM.14	Are vessels available for cooking adequate?		Yes	33
			NO	6
11MDM.15	What kind of fuel is used for cooking?		LPG	39
			Firewood	0
11MDM.16 Safety & Hygiene (As per observations)				
11MDM.16.i	What is the general impression on environment, safety & hygiene?		Very good	3
			Good	33
			Bad	3
11MDM.16.ii	Are children encouraged to wash hands before & after food?		Yes	29
			NO	10
11MDM.16.iii	Do children take food in an orderly manner?		Yes	32
			NO	7
11MDM.16.iv	Are children encouraged to		Yes	30
				77

	conserve water?	NO	9	23		
11MDM.16.v	Is the cooking process and storage of fuel safe and does not pose any fire hazard?	Yes	39	100		
		NO	0	0		
11. Mid-Day Meal Programme (Continued)						
11MDM.17 Community participation & Awareness (As per HM/SMC/Panchayat Members/Teachers/Parents)						
11MDM.17.i	Extent of participation in supervision, monitoring, participation by	Parents	Daily	0	0	
			Often	8	21	
			Rarely	6	15	
			Never	25	64	
		SMC	Daily	0	0	
			Often	11	28	
			Rarely	13	33	
			Never	15	39	
		Panchayats/ Urban bodies	Daily	0	0	
			Often	1	3	
			Rarely	11	28	
			Never	27	69	
11MDM.17.ii	Is any roster being maintained by the community members for supervision of MDM	Yes	0	0		
		NO	39	100		
11MDM.17.iii	Are the parents/community members aware of	quantity of MDM per child at	Primary level	Poor	4	20
				Satisfactory	8	40
				Good	7	35
				Very good	1	5
				Excellent	0	0
			Higher Primary level	Poor	1	5
				Satisfactory	12	63
				Good	6	32
				Very good	0	0
				Excellent	0	0
		entitlement of quantity & types of nutrients in MDM per child as supplied in menu	Primary level	Poor	3	37
				Satisfactory	4	50
				Good	1	13
				Very good	0	0
				Excellent	0	0
			Higher Primary level	Poor	2	33
				Satisfactory	3	50
				Good	1	17
				Very good	0	0
				Excellent	0	0

11MDM.17.iv	General awareness about the overall implementation of MDM programme		Quite satisfactor	1	3
			Satisfactory	8	20
			Good	28	72
			Average	2	5
11MDM.17.v	What is the source of information about the MDM scheme	News Papers/ Magazines	Yes	0	0
			NO	39	100
		Villagers/Friends/ Relatives	Yes	0	0
			NO	39	100
		Teachers	Yes	38	97
			NO	1	3
		School	Yes	8	21
			NO	31	79
		Radio	Yes	0	0
			NO	39	100
		TV	Yes	0	0
			NO	39	100
		Website	Yes	0	0
NO	39		100		
Any other (Specify)		LPS - 4 Schools & HPS - 2 Schools(NO Menu chart)			
11. Mid-Day Meal Programme (Continued)					
11MDM.18 Inspection & Supervision (As per HM/SMC/Panchayat Members/Teachers/School records)					
11MDM.18 .i	Has the MDM programme been inspected by any officer of	State level?	Yes	4	10
			NO	35	90
		District level?	Yes	10	26
			NO	29	74
		Block level?	Yes	30	77
			NO	9	23
11MDM.18 .ii	If yes, What is the frequency of such inspections?	State level officer	1 time		
		District level Officer	2 to 4 times		
		Block level Officer	1 to 10 times		
11MDM.18 .iii	What remarks were made by the visiting Officers (If any)	Make food tasty & maitain cleanliness.			
11MDM.19 Impact (As per HM/SMC/Panchayat Members/Teachers/School records)					
11MDM.19	Has the MDM scheme	Enrolment?	Yes	39	100
			NO	0	0

	improved	Attendance of children?	Yes	39	100
			NO	0	0
		General well being of children?	Yes	39	100
			NO	0	0
		Nutritional status of children?	Yes	39	100
			NO	0	0
11MDM.B Any other issues relevant to MDM implementation.					

Annexure

Madhugiri

SL no	Madhugiri Block		DISE code	Total strength	Boys	Girls
1	Urban	GHPS. Kote	29310428304	212	107	105
2		GLPS. Linganhalli	29310428307	30	11	19
3	Civil	GHPS. Banagarahalli	29310416701	17	9	8
4	CWSN	GLPS. Virapura	29310411103	37	15	17
5	SC	GLPS. MulabagiluPalya	29310421603	20	10	10
6	ST	GLPS. Mundaragudde	29310428101	33	15	18
7		GHPS. Basavanahalli	29310408201	82	46	36
8	CAL	GHPS. Hosakere	29310408101	263	135	128
9		GHPS. Kodalapura	29240419104	271	145	126
SL no	Koratagere Block		DISE code			
10	Urban	GHPS. Fort	29310320603	147	78	69
11		GLPS. Girinagara	29310321001	62	33	29
12	Civil	GLPS. Kamarajahalli	29310302501	41	24	17
13	CAL	GUPS. Boys Koratagere	29310320601	110	58	52
14	CWSN	GLPS. Jonigarahalli	29310314001	43	17	26
15		GHPS. Girls Koratagere	29310320605	108	50	58
16	SC	GHPS. Venkatapura	29310302901	79	40	39
17		GLPS. Srinivasapura	29310309102	26	14	12
18	ST	GLPS. Dhinyapalya	29310305302	18	11	7
SL no	Pavagada Block		DISE code			
19	Urban	GLPS. Kodamadalachilume	29310500207	48	26	22
20		GHPS. Bhavajacolony	29310514801	148	70	78
21	Civil	GHPS. Hosahalli	29310506701	17	8	9
22	CWSN	GLPS. Balasamudhra	29310511901	50	25	25

23	ST	GHPS. Thippaganahalli	29310503401	102	51	51
24	CAL	GHPS. Thirimani	29310511501	180	98	82
25	NPEGEL	GHPS. Arsikere	29310507201	235	124	111
26		GHPS. PonnaSamudhra	29310504701	287	158	129
27		GHPS. Pavagada	29180513506	226	-	226
28		GHPS.Beldhanuru	29310501201	153	71	82
SL no		Sira Block	DISE code			
29	Urban	GHPS. Jyothinagara	29310620201	119	59	60
30		GHPS. Girls, sira	29310621902	389	226	163
31	Civil	GHPS. Gowdagere	29310619401	98	45	53
32		GLPS. Maruthinagara	29310605502	14	7	7
33	CWSN	GLPS. Hosabadavane Baraguru	29310601708	49	19	30
34		GLPS. Aregunteshvaranagara	29310607703	9	5	4
35	SC	GLPS. Mallikapuram	29310621701	56	26	30
36		GLPS. Gandhinagara	29310618802	15	7	8
37	ST	GHPS. Thittigalahalli	29310615606	18	13	5
38		GLPS. Dhandikere	29310606080	28	13	15
39		GHPS. Baraguru	29310601701	171	82	89
40	KGBV	Pavagada	29310513507	145	-	145
		Madhugiri Block:		960	493	467
		Koratagere Block:		634	325	309
		Pavagada Block:		1446	631	815
		Sira Block:		966	502	464
Madhugiri District: 39 schools			TOTAL	4006	1951	2055

Mid Day Meal Monitoring Report: Chikkodi

The report is based on the field investigations of selected 38 schools of chikkodi district. Chikkodi, Athani, Gokak, Hukkeri and Raybagh were the five blocks. Of these, LPS (1-5)-14, HPS(1-7)-18; HPS(1-8)-6 and KGBV-2 schools. The district-in-charge monitoring officer has also visited 12 schools; some of them are not part of the selected sample study.

11.1 Regularity in serving the meal

All the schools are serving *hot cooked meals daily*. In *5% of schools, there were interruptions in MDM during the current academic year*. The interruption *varied from 1 day to 6 days*. The reasons for it, being -No stock of food grains. In 55% of the schools the food is cooked in the school itself, while 40% of school receives food from near by school and 5% of the school receives food from centralized kitchen. The time taken for supply of food to school varied from 10 minutes to 15 minutes.

11.2 Trends-Extent of variations as per school records vis-à-vis actual status.

As per register, there were *7024 students' enrolment*, with minimum number being **25** and **maximum number being 544**, and all of them opted for availing MDM. On the day of visit **6168 students** were attending the school and number of students availing MDM as per MDM register was also the same and all the students availed MDM on the day of visit. The extent of variation noticed is **0%**. On the previous day, **6301** students availed MDM on the previous day of the visit.

11.3 Regularity in delivering food grains to the school level

In 61% of schools received the food grains regularly and they have buffer stock of 1 month, the food grain is delivered at the school itself and they receive good quality food grains. While 39% of schools do not receive the food grains regularly and do not have buffer stock with them. *58% of schools do not receive the food grains as per the*

marked/ indicated weight . In 45% of schools food grain is **not delivered at school** and 39% of school say that **quality of food grain is not good**.

11.4 Regularity in delivering cooking cost to the school level

All the schools have received the cooking cost in advance regularly and it is through bank.

11.5 Social Equity

There was *no discrimination on the basis of gender or caste or community in cooking or serving or seating arrangement, in all the schools*. The system of serving is either by cook & the assistants or teachers or SDMC members who visits during MDM program. The seating arrangements adopted by schools are- making the students to sit in rows in corridors and in grounds.

Observation:- The social equity is maintained in schools however the seating arrangement in proper order is more desirable.

11.6,7 Variety in Menu

76% of schools do not display the menu for community observation. While others display the menu and they adhere to the menu. The menu is decided by HM and cooking staff of the school. In all the schools variety of food is served and it includes roti, rice, dhal and vegetables.

11.8 Quality & Quantity of Meal

All the students are happy with the quantity as well as quality of food served to them in schools.

11.9 Supplementary

In all the schools, health card of each student is maintained and only once in a year health check-ups is being done. The micronutrients and de-worming medicine are being given to students periodically in all the schools, and BRC/CRC/Education department and Government hospital staff administer it, once in 6 months and some tablets day-by-day.

11.10 Status of Cooks

63% of cooks & helpers are appointed by **local panchayat**; while 32% of them are appointed by **SDMC** & 5% by department. All of them are *recruited as per GOI norms*. The remuneration paid is Rs 1100/- for cook and Rs 1000/- for helpers. The mode of payment is through bank and it is paid on regularly. Nearly 16% of cooks & helpers are SC, while 16% of them are ST; 58% of them are OBC; and 10% of them are Minorities. *All the cooks and helpers employed are females.*

Observation:- The composition shows that social equity is maintained and there is no discrimination attitude by any section of the society.

11.11-15 Infrastructures

In 55% of schools pucca kitchen shed cum storeroom is constructed and is being used. Of the sanctioned pucca kitchen room construction, *95% of it is under SSA Scheme; while 5% is under MDM schemes.*

Also in 78% of schools the food grain is stored in classrooms or in HMs rooms and the remaining 22% of schools the food grains are stored in separate rooms. In all the schools, the potable water is available both for cooking and drinking.

In all the schools adequate vessels are available for cooking and they use **LPG** as *cooking fuel*.

11.16 Safety & Hygiene

In all the schools, the general impression on environment, safety & hygiene is good. In all the schools children were encouraged to wash hands before & after food; takes food in orderly manner; encourages for conserving water and free from fire hazard.

11.17 Community participation & Awareness

Involvement of parents is rare; while involvement of SDMC is *on daily basis*; While panchayat/urban bodies participation is very rare in monitoring & supervision related activities. No roaster is being maintained for this purpose.

Parents/community members' awareness level with regard to entitlement of quantity and types of nutrients in MDM per child at Primary level and secondary level is at *satisfactory level*

General awareness about the overall implementation of MDM programme among parents/community members were at **satisfactory level**.

The major source of information about MDM scheme is through - Teachers & school; followed by friends, TV, newspaper, radio and least preferred is website.

11.18 Inspection & Supervision

The inspection of MDM programme by-state office is 0%; by district office is 100% and by block level office is 100%. The frequency of visits by *state official is nil*; while frequency of visit *by district official is once in a month* while frequency of visits by *block level officer is once in a week*. The major remarks made by these visiting officials are *to maintain the cleanliness and maintain the hygiene in preparation of food*.

Observation:- The major visits are made by block level officers and their inspection carries more weightage as they are well acquainted with local environment and are able to deal with it very effectively. The district and state level officials can make surprise checks to test quality of food served and quantity of food supplied to each child.

11.19 Impact

The MDM scheme has improved enrolment in all the schools; 100% with regard to attendance of children; 100% with regard to general well being of children and nutritional status of children.

11. Mid-Day Meal Programme

11MDM.1 Regularity in serving the meal (As per students/Teachers/Parents/Register)

11MDM.1	Is the school serving hot cooked meal daily?	Yes	38	100
		NO	0	0
	Was there any interruption in MDM during current academic year?	Yes	2	5
		NO	36	95
	If yes, for how long?		2-3 days	
	& why?		Gas refilling & storage of food grains.	
	Is the food cooked in the school itself?	Yes	21	55
		NO	17	45
	If No, from where the school is getting the food?	Nearby school	15	39
		Centralised Kitchen	2	5
	How much time is required to supply the food from that place?		10-15 minutes	
	If Centralised Kitchen is supplying food, how many schools are being served by that kitchen?		0	0

11MDM.2 Trends-Extent of variations as per school records vis-à-vis actual status. (As per relevant Registers & observation))

11MDM.2.i	Enrolment (as per register)	7024	
11MDM.2.ii	No. of children who opted for availing MDM (as per register)	7042	
11MDM.2.iii	No. of children attending the school on the day of visit (as per register)	6168	
11MDM.2.iv	No. of children availing MDM as per MDM Register	6168	
11MDM.2.v	No. of children actually availing MDM on the day of visit (as per head count)	6168	
11MDM.2.vi	No. of children who availed MDM on the previous day (as per MDM register)	6301	

11MDM.3 Regularity in delivering food grains to the school level (As per relevant Registers/HM/MDM functionaries of the school/Implementing agency-if MDM has been outsourced)

11MDM.3.i	Is the school/implementing agency receiving food grains regularly?	Yes	23	61
		NO	15	39
	If No, what is the extent of delay? & what is the reason for the delay?			
11MDM.3.ii	Is the buffer stock of 1 month maintained?	Yes	23	61
		NO	15	39

11MDM.3.iii	Is the quantity of the food grain supplied was as per the marked/indicated weight?	Yes	16	42
		NO	22	58
11MDM.3.iv	Is the food grain delivered at the school?	Yes	21	55
		NO	17	45
11MDM.3.v	Is the quality of the food grain good?	Yes	23	61
		NO	15	39
11MDM.4 Regularity in delivering cooking cost to the school level (As per relevant Registers/HM/MDM functionaries of the school/Implementing agency-if MDM has been outsourced)				
11MDM.4.i	Is the school/implementing agency receiving cooking cost in advance regularly?	Yes	38	100
		NO	0	0
	If No, what is the extent of delay? & what is the reason for the delay?		NO	
11MDM.4.ii	In case of delay how does the school/implementing agency manage, without causing any disruption in MDM?		NO	
11MDM.4.iii	How is the cooking cost paid?	In cash	NO	
		Through Bank	38	100
11. Mid-Day Meal Programme (Continued)				
11MDM.5 Social Equity (As per students/observations)				
11MDM.5.i	Was there any discrimination on the basis of gender or caste or community in cooking or serving or seating arrangements?	Yes	0	0
		NO	38	100
	If yes, what exactly was being done?		0	0
11MDM.5.ii	What is the system of serving?	7schools cookers.8schools teachers.*Teacher & mess members. *cookers & teachers.		
	What is the system for seating arrangement for eating food?	School corridor & ground.		
11MDM.6,7 Variety in Menu (As per students/observations/parents/SMC members/displayed menu)				
11MDM.6.i	Has the school displayed the Menu at a place where the community can see it easily?	Yes	9	24
		NO	29	76
	Is the school able to adhere to the displayed Menu?	Yes	9	24
		NO	29	76
11MDM.6.ii	Who decides the Menu?	HM		

11MDM.7.i	Is there variety in the food served or is the same type of food served every day?	Variety	38	100
		No variety	0	0
11MDM.7.ii	Does the daily menu include rice/wheat preparation, dhal & vegetable?	Yes	38	100
		NO	0	0
11MDM.8 Quality & Quantity of Meal (As per students/observations)				
11MDM.8.a	Are the children happy with the quality of the meal?	Yes	38	100
		NO	0	0
11MDM.8.b	Are the children happy with the quantity of the meal?	Yes	38	100
		NO	0	0
11MDM.8.c	If No, to any one of the above or both, reasons		0	0
	& suggestions for improvement		0	0
11MDM.9 Supplementary (As per students/teachers/records)				
11MDM.9.i	Has the school maintained health card for each student?	Yes	36	95
		NO	2	5
11MDM.9.ii	How many times in a year health check up is done?		Yearly once 15*Yearly once.	
	Are the children being given micro-nutrients (i.e. Iron, Folic Acid, Vitamin A) and de-worming medicine periodically?	Yes	38	100
		NO	0	0
	If yes, who administers these?		Teachers	
11.MDM.9.iv	& at what periodicity?		Day by Day 6Months once.	
11MDM.10 Status of Cooks (As per HM/Teachers/SMC/Cooks/Students/Observations)				
11MDM.10.i	Who appointed Cooks & helpers?	Dept/ Administrative	2	5
		SMC	12	32
		NGO	0	0
		Panchayat	24	63
		Self Help Group	0	0
		Contractor	0	0
11MDM.10.ii	Is the number of cooks & helpers engaged by the school is as per Govt. of India norms?	Yes	26	68
		NO	10	32
11MDM.10.iii	What is the mode of payment	What is the remuneration paid to cooks/ helpers	Cookers-1100 / Helpers-1000	
		By cash	0	
11MDM.10.iv	Is the remuneration paid regularly?	through bank	15	
		Yes	15	
		No	12	
11MDM.10.v	Specify the social composition of cooks & helpers			
	SC		10	
	St		10	

	OBC	36	
	Minority	6	
	Women	64	

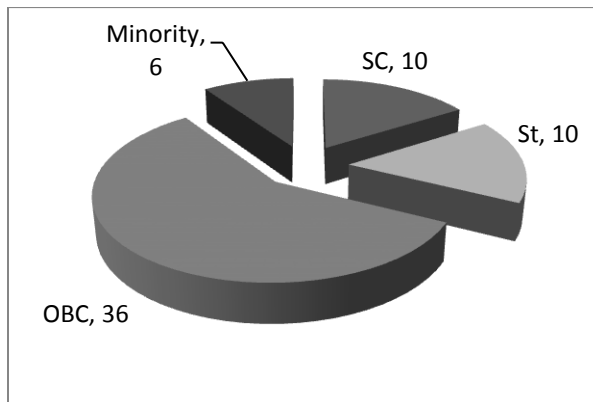
11. Mid-Day Meal Programme (Continued)					
11MDM.11-15 Infrastructure (As per observations/HM/Teachers/SMC/Panchayat Members)			TOTAL	%	
11MDM.11	Is a pucca kitchen shed-cum-store	constructed & in use	20	100	
		constructed but not in use	0	0	
		under construction	0	0	
		sanctioned, but construction not started	0	0	
		Not sanctioned	0	0	
	If constructed or sanctioned or under construction, scheme under which it was constructed? (MDM/SSA/Other-specify)	SSA	13	35	
		MDM	1	3	
		OTHER/ Administrative	6	16	
	If constructed, but not in use, what is the reason?		No		
	11MDM.12	Where is food cooked?	If pucca kitchen-cum-store shed is not available		
Class/School			7	19	
Veranda			0	0	
open ground			0	0	
elsewhere		7	19		
Where is food grains etc. stored?		Class	0	0	
		HM's or staff room	8	22	
	elsewhere/ Seperate room	19	51		
11MDM.13	Is potable water available for	Cooking?	Yes	27	71
		NO	0	0	
	Drinking?	Yes	29	76	
		NO	0	0	
11MDM.14	Are vessels available for cooking adequate?	Yes	20	53	
		NO	0	0	
11MDM.15	What kind of fuel is used for cooking?	LPG	20	53	
		Firewood	0	0	
11MDM.16 Safety & Hygiene (As per observations)					
11MDM.16.	What is the general impression on environment, safety & hygiene?	Very good	0	0	
		Good	37	100	

			Bad	0	0	
11MDM.16. ii	Are children encouraged to wash hands before & after food?		Yes	37	100	
			NO	0	0	
11MDM.16. iii	Do children take food in an orderly manner?		Yes	37	100	
			NO	0	0	
11MDM.16. iv	Are children encouraged to conserve water?		Yes	37	100	
			NO	0	0	
11MDM.16. v	Is the cooking process and storage of fuel safe and does not pose any fire hazard?		Yes	20	54	
			NO	0	0	
11. Mid-Day Meal Programme (Continued)						
11MDM.17 Community participation & Awareness (As per HM/SMC/Panchayat Members/Teachers/Parents)						
11MDM.17.i	Extent of participation in supervision, monitoring, participation by		Parents	Daily	0	0
				Often	0	0
				Rarely	37	100
				Never	0	0
			SMC	Daily	37	100
				Often	0	0
				Rarely	0	0
				Never	0	0
			Panchayats/ Urban bodies	Daily	0	0
				Often	0	0
				Rarely	37	100
				Never	0	0
11MDM.17.ii	Is any roster being maintained by the community members for supervision of MDM		Yes	0	0	
			NO	37	100	
11MDM.17.iii	Are the parents/community members aware of	quantity of MDM per child at	Primary level	Poor	0	0
				Satisfactory	37	100
				Good	0	0
				Very good	0	0
				Excellent	0	0
					0	0
			Higher Primary level	Poor	0	0
				Satisfactory	37	100
				Good	0	0
				Very good	0	0
				Excellent	0	0
					0	0
Primary level	Poor	0	0			
	Satisfactory	37	100			
	Good	0	0			

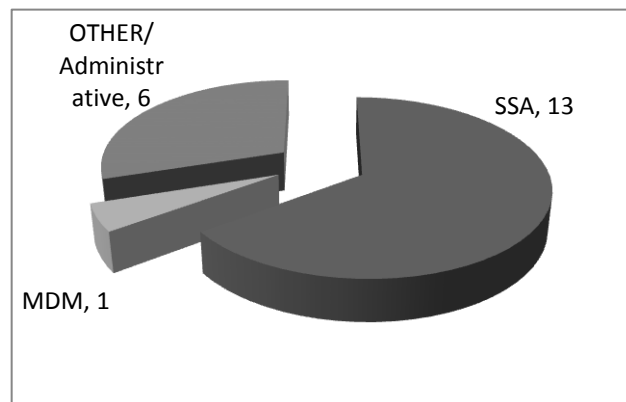
		types of nutrients in MDM per child as supplied in menu		Very good	0	0
				Excellent	0	0
			Higher Primary level	Poor	0	0
				Satisfactory	37	100
				Good	0	0
				Very good	0	0
				Excellent	0	0
11MDM.17.iv	General awareness about the overall implementation of MDM programme			Quite satisfactor	0	0
				Satisfactory	37	100
				Good	0	0
				Average	0	0
11MDM.17.v	What is the source of information about the MDM scheme	News Papers/ Magazines	Yes	37	100	
			NO	0	0	
		Villagers/Friends/Relatives	Yes	37	100	
			NO	0	0	
		Teachers	Yes	37	100	
			NO	0	0	
		School	Yes	37	100	
			NO	0	0	
		Radio	Yes	37	100	
			NO	0	0	
		TV	Yes	37	100	
			NO	0	0	
		Website	Yes	0	0	
			NO	37	100	
Any other (Specify)						
11. Mid-Day Meal Programme (Continued)						
11MDM.18 Inspection & Supervision (As per HM/SMC/Panchayat Members/Teachers/School records)						
11MDM.18.i	Has the MDM programme been inspected by any officer of	State level?	Yes	0	0	
			NO	37	100	
		District level?	Yes	19	51	
			NO	0	0	
		Block level?	Yes	37	100	
			NO	0	0	
11MDM.18.ii	If yes, What is the frequency of such inspections?	State level officer		0	0	
		District level Officer		42	0	
		Block level Officer		192	0	
11MDM.18.iii	What remarks were made by the visiting Officers (If any)		School development, classless & desiplean. *Kitchen cleanliness.			

11MDM.19 Impact (As per HM/SMC/Panchayat Members/Teachers/School records)						
11MDM.19	Has the MDM scheme improved	Enrolment?	Yes	37	100	
			NO	0	0	
		Attendance of children?	Yes	37	100	
			NO	0	0	
		General well being of children?	Yes	37	100	
			NO	0	0	
		Nutritional status of children?	Yes	37	100	
			NO	0	0	
		11MDM.B Any other issues relevant to MDM implementation.				

11MDM.10.v



11MDM.11



Annexure

Chikkodi District Sampled Schools SSA

SL no	Chikkodi Block		DISE code
1	SC Urban	KLPS. Ambedekar Nagar	29300502410
2	Urban	KLPS.Vidya Nagar	29300502408
3		K Hopetagolli	29300502403
4		KHPS.Hudco Colony	29300502409
5	ST Rural	KLPS. Shanthi Nagar patankodi	29300511901
6	CAL Rural	KHPS. Pattanakodi	29300510901
7		KHPS. Banamthikodi	29300500901
8	Civil	KHPS. Tapalaravadi	29300512061
9		KHPS. Mattimori(Kabbora)	29300509801
10	CWSN	MHPS. Gavan	29300502802
SL no	Atani Block		DISE code
11	ST(Rural)	KLPS. Arare TOT Raddaratti	29300106807
12	SC(Rural)	KLPS. SM Krishna Badavane	29300100138
13	Aided	KHPS. Venkatesh Jere	29300100125
14		KHPS. Vidyavardaka	29300100124
15	Civil	KLPS. Narode TOT	29300109112
16		KHPS. Gowdara TOT	29300104525
17		KHPS. Yenkanchi	29300108805
18	CAL(Rural)	KHPS. Ananthpur	29300100301
19	CAL	KHPS. Halyal	29300102801
20	G.G	UHPS. Sathi	29300106803

SL no	Gokak Block		DISE code
21		KHPBS. Dasanahatti	29300602501
22		KHPGS. No-2 Gokak	29010603411
23		KLPS. Eragar tot Herenandhi	29300603803
24		KLPS. Navilmala	29300602703
25		KHPBS. Markandenagara	29300603422
26		KHPGS. Mamadapura	29300600204
27		KHPBS. No-1 Gokak	29300603401
SL no	Hukkeri Block		DISE code
28	SC(Rural)	KHPS.Harijana coloni	29300700802
29	ST(Rural)	KLPS. Chilabavi	29300708002
30	Urban	KHPS. Hirasugar	29300709207
31		KHPGS. Kotebag	29300703602
32	Civil	KLPS. Basargitota	29300706003
33	CAL(Rural)	KHPBS. Bellada bagewadi	29200701601
34	CAL(Urban)	KLPS. Ankly Road	29300709214
35		KLPS. Banavadtota	29300701202
36		KLPS. Mallikarjun gudi	
37	G.G	UHPS. Basthvada	29300701402
38	CWSN	MLPS. Shekin hosur	29013004002
SL no	KGBV		DISE code
39	Backoda	Rayabaga	29301002103
40	Mudalagi	Vaderahatti	29301406616